



## LYSAGHT TRIMDEK

### Subtle square fluted steel cladding

LYSAGHT TRIMDEK® is a subtle square fluted steel cladding. The fluting in the pans provides strength and long spanning capabilities.

LYSAGHT TRIMDEK is available in long lengths, therefore on most jobs you can have one sheet from ridge to gutter without end laps.

LYSAGHT TRIMDEK is made of high strength steel and despite its lightness, provides excellent spanning capacity and remarkable recovery after deformation.

The strength, spanning ability, lightness and rigidity of LYSAGHT TRIMDEK permits wide support spacings to be used with safety. Refer to maximum support spacings listed on page 2.

#### Simple, low-cost fixing

Long, straight lengths of LYSAGHT TRIMDEK can be lowered into place and aligned easily. Fixing with hexagon headed screws is simple and fast.

#### Colours

TRIMDEK is available in an attractive range of colours in COLORBOND® factory pre-painted steel and in unpainted ZINCALUME® aluminium/zinc alloy coated steel.

ZINCALUME® steel provides a minimum of twice the life of conventional galvanised steel in the same environment.

The standard COLORBOND® steel offers a full range of contemporary colours suitable for all building projects. COLORBOND METALLIC® finish steel provides superior aesthetic qualities, and COLORBOND ULTRA® finish steel is intended for severe coastal or industrial environments.

#### Minimum roof pitch

Long lengths and a special anti-capillary groove in the side lap allows you to use LYSAGHT TRIMDEK on roof pitches as low as 2-degrees (1 in 30).



Roofing & Walling Solutions



Rainwater Solutions



Structural Solutions



Fencing Solutions



Home Improvements

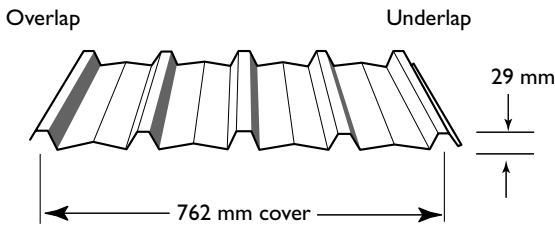


House Framing Solutions



Customer Support

# LYSAGHT TRIMDEK



## Masse s

	BMT (mm)	kg/m	kg/m <sup>2</sup>	m <sup>2</sup> /t
ZINCALUME	0.42	3.26	4.28	234
COLORBOND	0.42	3.32	4.35	230
ZINCALUME	0.48	3.70	4.86	206
COLORBOND	0.48	3.76	4.93	203

## Material specifications

- ZINCALUME® aluminium/zinc alloy-coated steel complying with AS-1397—2001 G550, AZ150 (550-MPa minimum yield stress, 150-g/m<sup>2</sup> minimum coating mass);
- or
- Stainless steel standard grade designation is AISI/ASTM Type 430; UNS No. S43000

The base metal thickness is 0.42 or 0.48-mm.

The COLORBOND® prepainted steel complies with AS/NZS-2728:1997.

## Lengths

Sheets are supplied custom cut.

## Tolerances

Length: + 0 mm, – 15 mm

Width: + 4 mm, – 4 mm

## Walking on roofs

Generally, keep your weight evenly distributed over the soles of both feet to avoid concentrating your weight on either heels or toes. Always wear smooth soft-soled shoes; avoid ribbed soles that pick up and hold small stones, swarf and other objects.

## Maximum Support Spacings

The maximum recommended support spacings are based on testing in accordance with AS1562.1-1992, AS4040.1-1992 and AS4040.2-1992.

Roof spans consider both resistance to wind pressure and light roof traffic (traffic arising from incidental maintenance). Wall spans consider resistance to wind pressure only.

The pressure considered is based on buildings up to 10m high in Region B, Terrain Category 3, Ms=0.85, Mi=1.0, Mt=1.0 with the following assumptions made:

### Roofs:

C<sub>pi</sub>=+0.20, C<sub>pe</sub>=-0.90, K<sub>l</sub>=2.0 for single and end spans, K<sub>l</sub>=1.5 for internal spans.

### Walls:

C<sub>pi</sub>=+0.20, C<sub>pe</sub>=-0.65, K<sub>l</sub>=2.0 for single spans, K<sub>l</sub>=1.5 for internal spans.

These spacings may vary by serviceability and strength limit states for particular projects.

## Maximum roof lengths for drainage measured from ridge to gutter (m)

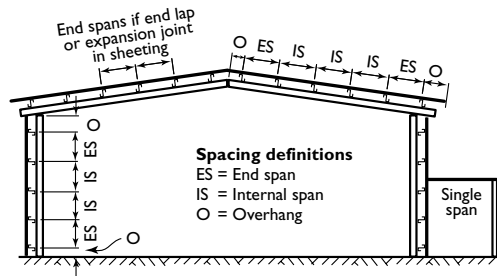
Penetrations will alter the flow of water on a roof. For assistance in design of roofs with penetrations, please seek advice from our information line.

Peak rainfall intensity mm/hr	Roof slope					
	1°	2°	3°	5°	7.5°	10°
100	-	220	257	320	382	439
150	-	146	172	214	255	293
200	-	110	129	160	191	220
250	-	88	103	128	163	176
300	-	73	86	107	127	146
400	-	55	64	80	96	110
500	-	44	51	64	76	88

## Maximum support spacings (mm)

Type of Span	BMT	
	0.42	0.48
<b>Roofs</b>		
Single Span	1100	1600
End Span	1300	1850
Internal Span	1900	2600
Unstiffened Overhang	150	200
Stiffened Overhang	300	350
<b>Walls</b>		
Single Span	2400	2700
End Span	3000	3000
Internal Span	3000	3000
Overhang	150	200

- For roofs: the data are based on foot-traffic loading.
- For walls: the data are based on pressures (see wind pressures table).
- Table data are based on supports of 1mm BMT.



## LYSAGHT TRIMDEK®: Limit State wind pressure capacities (kPa)

Span Type	Limit State	Span (mm)									
		600	900	1200	1500	1800	2100	2400	2700	3000	
<b>Base metal thickness 0.42mm</b>											
SINGLE	Serviceability	4.98	3.91	2.83	1.87	1.16	0.75	0.53			
	Strength*	10.25	8.35	6.45	4.75	3.60	3.00	2.75			
END	Serviceability	4.18	3.63	3.08	2.55	2.06	1.62	1.22	0.85	0.50	
	Strength*	6.35	5.85	5.30	4.80	4.30	3.80	3.25	2.75	2.25	
INTERNAL	Serviceability	5.05	4.18	3.42	2.83	2.36	1.94	1.56	1.23	0.97	
	Strength*	9.50	7.95	6.55	5.25	4.30	3.65	3.30	3.05	2.85	
<b>Base metal thickness 0.48mm</b>											
SINGLE	Serviceability	7.27	5.06	3.34	2.06	1.15	0.71	0.50	0.42		
	Strength*	12.00	11.60	9.60	7.75	6.10	4.75	3.60	2.65		
END	Serviceability	6.29	5.13	3.96	2.93	2.13	1.54	1.12	0.82	0.58	
	Strength*	9.40	8.00	6.55	5.30	4.35	3.65	3.25	2.95	2.75	
INTERNAL	Serviceability	7.37	5.96	4.66	3.54	2.72	2.22	1.92	1.64	1.38	
	Strength*	9.90	8.55	7.35	6.25	5.40	4.75	4.30	3.85	3.45	

\* A capacity reduction factor of  $\phi = 0.9$  has been applied to strength capacities.  
 Supports must be not less than 1 mm BMT.

### Limit state wind pressures

LYSAGHT TRIMDEK offers the full benefits of the latest methods for modelling wind pressures. The *Wind pressure capacity* table is determined by full scale tests conducted at BlueScope Lysaght's NATA-registered testing laboratory, using the direct pressure-testing rig.

Testing was conducted in accordance with AS-1562.1—1992 *Design and Installation of Sheet Roof and Wall Cladding—Metal*, and AS-4040.2—1992 *Resistance to Wind Pressures for Non-cyclonic Regions*.

The pressure capacities for serviceability are based on a deflection limit of  $(span/120) + (maximum\ fastener\ pitch/30)$ .

The pressure capacities for strength have been determined by testing the cladding to failure (ultimate capacity). These pressures are applicable when the cladding is fixed to a minimum of 1.0-mm, G550 steel.

For material less than 1.0-mm thick, seek advice from our information line.

### Adverse conditions

If this product is to be used in marine, severe industrial, or unusually corrosive environments, ask for advice from our information line.

### Metal & timber compatibility

Lead, copper, bare steel and green or some chemically-treated timbers are not compatible with this product; thus don't allow any contact of the product with those materials, nor discharge of rainwater from them onto the product. If there are doubts about the compatibility of products being used, ask for advice from our information line.

### Maintenance

Optimum product life will be achieved if all external surfaces are washed regularly. Areas not cleaned by natural rainfall (such as the tops of walls sheltered by eaves) should be washed down every six months.

### Storage and handling

Keep the product dry and clear of the ground. If stacked or bundled product becomes wet, separate it, wipe it with a clean cloth and stack it to dry thoroughly.

Handle materials carefully to avoid damage: don't drag materials over rough surfaces or each other; carry tools, don't drag them; protect from swarf.

### Cutting

For cutting thin metal on site, we recommend a circular saw with a metal-cutting blade because it produces fewer damaging hot metal particles and leaves less resultant burr than a carborundum disc.

Cut materials over the ground and not over other materials.

Sweep all metallic swarf and other debris from roof areas and gutters at the end of each day and at the completion of the installation. Failure to do so can lead to surface staining when the metal particles rust.

### Sealed joints

For sealed joints use screws or rivets and neutral-cure silicone sealant branded as suitable for use with galvanised or ZINCALUME® steel.

### Non-cyclonic areas

The information in this brochure is suitable for use only in areas where a tropical cyclone is unlikely to occur as defined in AS-1170.2—2002 *SAA Loading Code, Part 2: Wind Loads*.

Ask for advice from our information service on designs to be used in cyclonic areas.

# Installation

## Fasteners without insulation

	Fixing to steel up to 0.75 mm BMT	Fixing to steel 0.75 to 3 mm BMT	Fixing to timber
<b>Crest fixed</b>	Self drilling, self tapping screws with hex. washer head 13-13 x 55 OR Self drilling, self tapping screws with hex. washer head EPDM seal, Higrip & Shankguard 12-11 x 50	Self drilling, self tapping screws with hex. washer head EPDM seal, Higrip & Shankguard 12-14 x 45	Self drilling, self tapping screws for wood with hex. washer head EPDM seal, Higrip & Shankguard SOFTWOOD: 12-11 x 65 HARDWOOD: 12-11 X 50
<b>Valley fixed</b>	Self drilling, self tapping screws with hex. washer head & EPDM seal 10-12 x 20 OR Self drilling, self tapping screws with hex. washer head & EPDM seal 10-16 x 16	Self drilling, self tapping screws with hex. washer head & EPDM seal 10-16 x 16	Self drilling, self tapping screws for wood with hex. washer head & EPDM seal SOFTWOOD: 10-12 x 30 SOFTWOOD: 10-12 x 20

## Fastening sheets to supports

TRIMDEK is pierce-fixed to timber or steel supports. This means that fastener screws pass through the sheeting.

You can place screws for LYSAGHT TRIMDEK through the crests or in the valleys. To maximise watertightness, always place roof screws through the crests. For walling, you may use either crest- or valley-fixing.

Always drive the screws perpendicular to the sheeting, and in the centre of the corrugation or rib.

Don't place fasteners less than 25-mm from the ends of sheets.

## Side-laps

The edge of TRIMDEK with the anti-capillary groove is always the underlap (see figures on this page and on Page-2). It is generally considered good practice to use fasteners along side-laps however, when cladding is supported as indicated in *Maximum support spacings*, side-lap fasteners are not usually needed for strength.

## End lapping

End-laps are not usually necessary because TRIMDEK is available in long lengths.

If you want end-laps, seek advice from our information line on the sequence of laying and the amount of overlap.

## Ends of sheets

It is usual to allow roof sheets to overlap into gutters by about 50-mm. If the roof pitch is less than 25° or extreme weather is expected, the valleys of sheets should be turned-down at lower ends, and turned-up at upper ends by about 80°.

## Lay sheets toward prevailing weather

It is much easier and safer to turn sheets on the ground than up on the roof. Before lifting sheets on to the roof, check that they are the correct way up and the overlapping side is towards the edge of the roof from which installation will start.

Place bundles of sheets over or near firm supports, not at mid span of roof members.

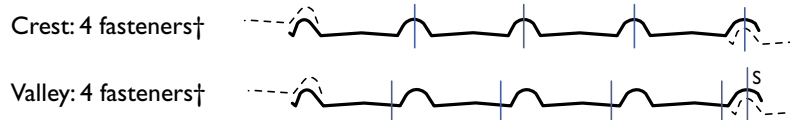
To align the first bullnosed sheet use a level on the gutter-end.

## Sheet-ends on low slopes

When TRIMDEK is laid on slopes of 5° degrees or less, cut back the corner of the under-sheet, at the downhill end of the sheet, to block capillary action.



TRIMDEK



† Fasteners per sheet per support.  
S = Side-lap



Crest fixing for roofs or walls



Valley fixing for walls only

# The perfect finishing touch

## LYSAGHT rainwater goods

Whether you're renovating a classic Australian house or searching for a distinctive look for a new home, add the perfect finishing touch to your TRIMDEK roof with our extensive range of rainwater goods. LYSAGHT rainwater goods provide the perfect finishing touch.

Our rainwater goods are manufactured from ZINCALUME® steel with COLORBOND® prepainted steel available, so they'll stand up to years of the harshest Australian climate.

The choice of colours and styles is extensive, covering everything you could need from gutters and downpipes, to fascia, flashings and cappings, as well as fasteners and fixing clips.

## Gutters and downpipes

We manufacture the perfect guttering system for your home, whatever the style. You can choose from Quad, TRIMLINE®, SHEERLINE®, EMLINE® or a number of other designs.

All designs can be complemented with our complete range of square and round downpipes and rainwater accessories.

To ensure quick and easy installation there is also a full range of matching fixing clips.

## Fascia

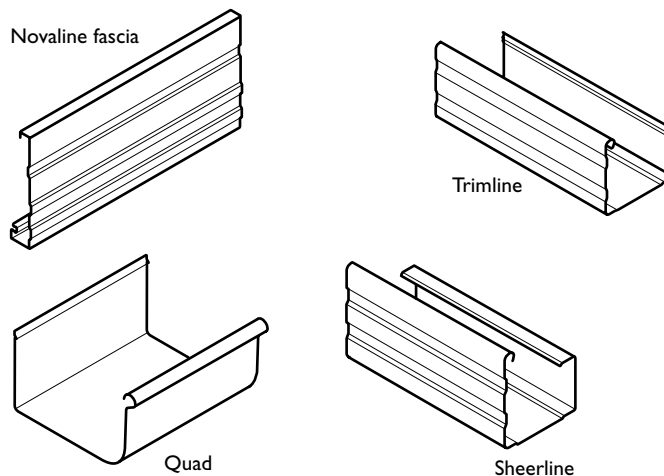
LYSAGHT NOVALINE® fascia is attractive and easy to install. It is strong, lightweight and can be used as a complete system. Special clips are also available to fix Quad and TRIMLINE gutters to the fascia.

## Flashings and cappings

We supply flashings and cappings standard or custom made. The finish can be plain ZINCALUME® steel or COLORBOND® steel.

## Mix and match

The wide choice of COLORBOND® steel colours and LYSAGHT profiles allows you to mix and match with ease.



## Fascia and some typical gutters

### One call gets it all

We provide everything you need, with one phone call, one order and no running around. So for your next project, it makes sense to insist on steel sheeting and rainwater goods from BlueScope Lysaght.

### Why you should always insist on LYSAGHT

When you specify LYSAGHT products you have the added advantage of dealing with a company whose expertise and experience with steel stretches back for well over a century. A company with a reputation for consistently producing top quality products.

Our products are backed by a performance warranty for up to 25 years. The BlueScope Lysaght warranty guarantees in writing that your products will perform exactly to specifications when installed in accordance with our recommendations.



# LYSAGHT TRIMDEK

## design advantages

- Smart appearance with subtle square fluting
- Simple, low cost fixing so TRIMDEK is economical to install
- Available in a range of COLORBOND® steel colours
- Can be used on pitches as low as 2°
- High tensile steel means design freedom with longer spans and wider spreads



**Information, brochures and  
your local distributor**

1800 641 417

Please check the latest information  
which is always available at  
[www.lysaght.com](http://www.lysaght.com)

© Copyright BlueScope Steel Limited 25 January 2005

LYSAGHT®, COLORBOND®, CUSTOM ORB®, CUSTOM BLUE ORB®,  
ZINCALUME®, QUAD®, TRIMLINE®, SHEERLINE®, and NOVALINE®  
are trademarks of BlueScope Steel Limited  
A.B.N. 16 000 011 058

The LYSAGHT® range of products is exclusively made by  
BlueScope Steel Limited trading as BlueScope Lysaght.



9 320075 1045746